




-  500kg
-  750kg
-  1000kg
-  1500kg
-  2000kg
-  2500kg
-  3000kg

## TAIL LIFT

HIGH PERFORMANCE OF LOADING & UNLOADING  
FOR TRANSPORTATION EQUIPMENT





## ■ TAIL LIFT

Tail Lift is specially designed to suit trucks, trailers and semi-trailers of all capacities, due to its wide range of 7 different arm lengths and different platform.

### Features :

- World famous powerpack components
- High Performance on the safety and reliability
- Easy in terms of installation, maintenance and use
- Automatic leveling with memory
- 5 Cylinders Systems
- 2 single-acting Lifting
- 2 single-acting Tilting
- Large loading capacity with steel platform
- Remote Control panel
- Water-Proof control case
- Trolley Stop (Optional)
- Rear Bumper
- Mechanical Lock to prevent open of platform accidentally
- Warning Label

**Cantilever Lift** From range 500kg - 3000kg

**Column Lift**



**Special Tail Lift** • Army Tail Lift • BridgeTail Lift


**Wheelchair Lift**








- Operate with four hydraulic cylinders; two to carry out the lifting and lowering operations and two to tilt the platform. This is to ensure smooth lifting and lowering. That uneven loads can be handled. To eliminate damage of cargo.



- Comparatively quiet power pack (12V or 24V) with a rigid and solid casing.



- Electric Parts are well-chosen from the top-ranking manufacturers in the world according to ISO 9002.



- Warden-lead controls enables the operator to stand wide clear of the platform and in positions to fully view and control all movements.



# **TECHNICAL DATA**

Model	Capacity (kg)	Floor Height (mm) H	Platform(mm) L W		Voltage	Weight (Kg)
JSK 509	500	≤ 900	1200 1600	1800	12/24VDC	≤ 280
JSK 712	750	≤ 1200	1200 1600	1800	12/24VDC	≤ 330
JSK 1013	1000	≤ 1300	1200 1600 1800	1800 2000	12/24VDC	≤ 400
JSK 1514	1500	≤ 1450	1200 1600 1800	2300 2400	12/24VDC	≤ 450
JSK 2015	2000	≤ 1520	1800	2400	12/24VDC	≤ 500
JSK 2515	2500	≤ 1520	1800	2400	12/24VDC	≤ 540
JSK 3015	3000	≤ 1520	1800	2400	12/24VDC	≤ 600

Model	W max (mm)	X (mm)	Y (mm)	Z (mm)
JSK 509	80	780	1180	130
JSK 712	80	780	1180	130
JSK 1013	80	980	1380	130
JSK 1514	100	980	1380	150
JSK 2015	100	980	1480	150
JSK 2515	100	980	1480	150
JSK 3015	100	980	1480	150

