



SA series - Screw Air Compressor


SA08 - 200 Standard series

SA08 - 160 Plus premium series



High Efficiency Airend Induce Air Flow from Axial and Radial directions

- Fusheng's global R&D center in Germany is established with the aim to improve gear profile, volume efficiency and energy saving design and increase operating efficiency at low rpm.
- The axial air intake and exhausting design reduces axial imbalance effectively, and brings the following advantages for airend design:
 - ▶ Lower operational noise level
 - ▶ Longer service life of airend and bearings.
 - ▶ Fully utilize effective rotor length to maximize the compression efficiency



Highly Efficient Design



Intake valve

One valve serves as non-return valve, shut-off valve and modulation control valve (optional). The low pressure drop design optimizes air intake efficiency. The compressor adjusts itself automatically with the actual need for compressed air as it operates, allowing for more accurate control of unload pressure and thus greater energy efficiency.



Independent bearing

No more bearing lubrication by oil from secondary oil return pipe. The bearings are now lubricated by independent lubrication line. With the independent oil filter, the cleanness of lubricant is ensured.



All end faces sealed to completely remove the leakage

An environment-protective zinc-connector is mounted for connection and the end faces are sealed to completely remove the leakage.

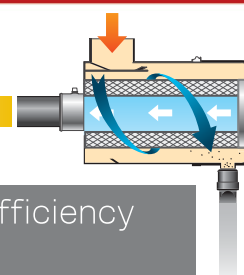


Vibration reducing device

The vibrations are reduced efficiently as the compressor is operating. It also prevents the propagation of low-frequency noises through resonance of solid objects while prolonging the compressor's service life.

IoT smart real-time service system (optional)

The IoT compressor management system in the cloud platform realizes the unification of monitoring, malfunction diagnosis and servicing in one package. The messages of compressor malfunction and real-time status are sent to the designated professionals by SMS and email.



Safe and high-efficiency air filter system

- The big particle size of dust in the vacuumed air will follow the air whirl and fall into the rubber slot at front end of air filter casing instead of attaching to clog the surface of filtration core.
- The long service life filtration core is designed with large filtration area and smaller resistance against air suction to ensure that the pure air whirl is without impurities.
- The independent air intake and filtration path allows the colder air is sucked directly from the outside, making the air intake denser for better efficiency.

Eco- and User-friendly idea

IE3 electric motor is used for all SA series screw compressor. It gives the compressor greater performance and better energy efficiency.





Unique cooling flow field for silence and efficiency

- With the centrifugal fan, cold air is sucked in directly from outside to cool the cooler, and hot air is dissipated out from the top; With the greater heat transfer surface, the cooler ensuring excellent cooling effect.
- During cooler cleaning, simply remove the cover without dismantle the air duct and doors.
- In the electric control box, the colder air is drawn in directly to ensure the best heat dissipation.
- Independent air intake line in the motor ensures that colder outside air is drawn to the motor directly, and a silencing design is added at the intake port.
- For water-cooled models, heavy duty tube cooler is introduced for its large capacity and outstanding cooling effects, perfect for high-temperature environment.
- The compressed air flows through the line smoothly with virtually no pressure drop. Water flows through the inner tube and air in outer tube. The straight-through design makes cleaning very easy.



- Dual fan design, one or two fans are activated depending on the ambient temperature. This design is equivalent to the combination of cooling fans and additional “mechanical frequency inversion.” (available for 90kW series above)



Better noise control

Noise control is performed better now in SA series. Low-noise design is introduced to air filtering, independent air intake line of motor and cooling fans in addition to highly efficient vibration reducing device. Noises are minimized from the source.

Highly efficient, easy-to-maintain oil separator

- ▶ The supersized oil separator design features a large separation area that reduces the pressure drop during the air/oil separation while providing better filtration, thus making the compressed air system more efficient.
- ▶ A patented rotating shaft design is adopted on the separator cover. The replacement of oil separator is made much easier.

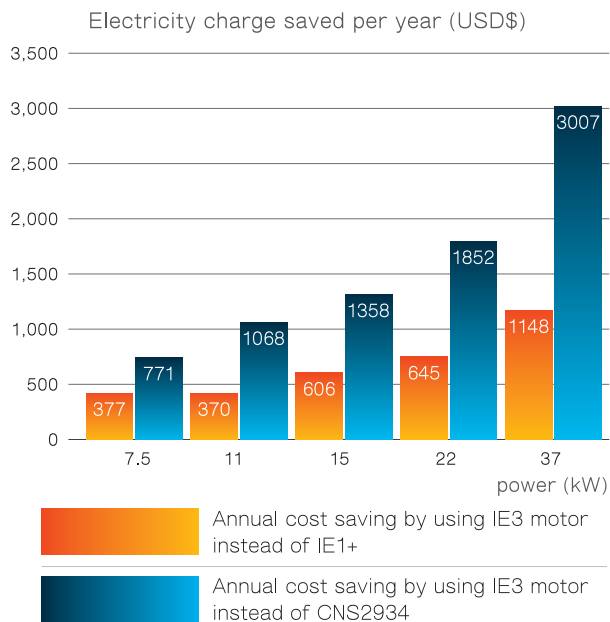


IE3 Ultra-efficient Motor



The combination of brand-new SA series and the IE3 ultra-efficient motor means not only full-scale performance improvement but also significant reduction in operating costs.

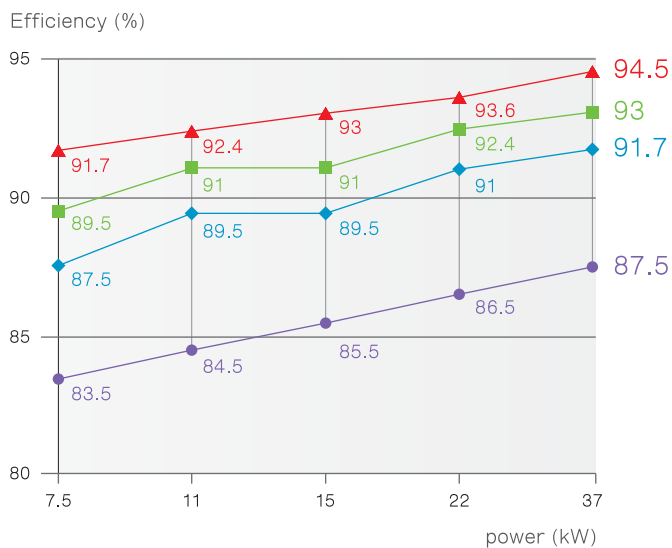
Benefit of using IE3 Motor



Comparing to air compressor 10 years ago (37kW), by using IE3 motor could save about USD\$ 3,007 in electricity charge per year; Comparing to air compressor with IE1+ motor, by using IE3 motor could save about USD\$ 1,148 in electricity charge per year.

*Based on 8000 operation hours per year, 1kWH=USD\$ 106 Cents.

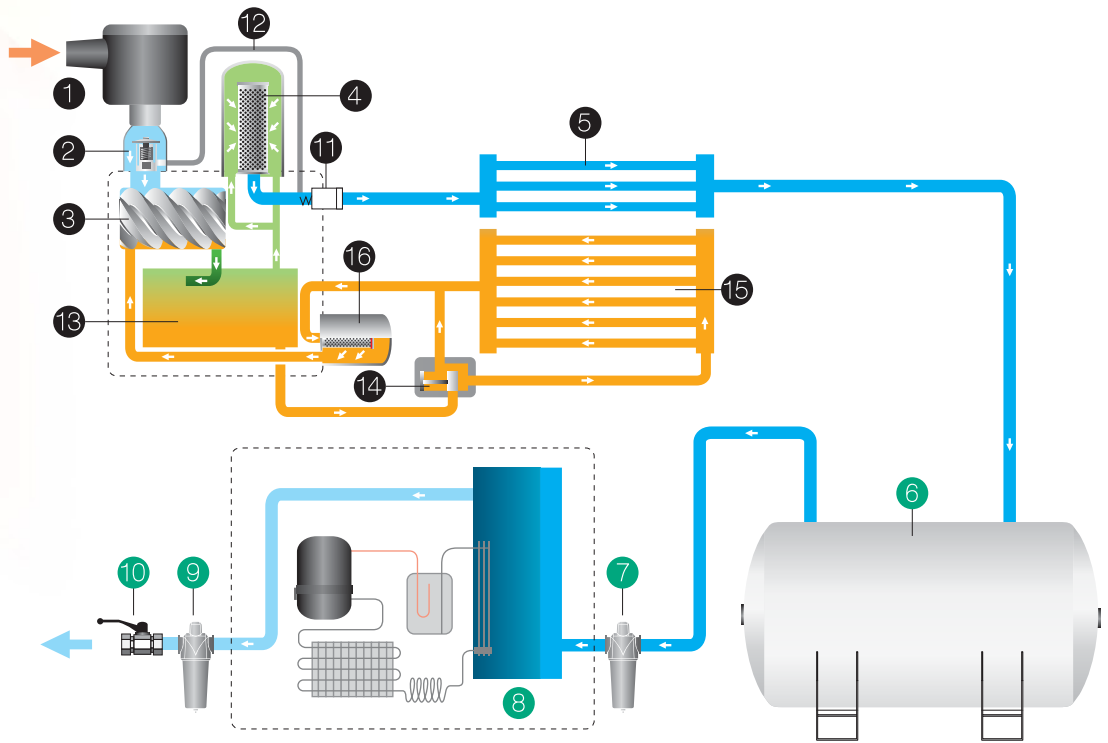
Differences in efficiency of various grade of motors



CNS2934 is the standard of old version for 3-phase squirrel cage induction motor.



System flow chart



08-11

Air Flow

- 1 Air filter
- 2 Air inlet valve
- 3 Air compressor airend
- 4 Oil fine separator
- 5 After cooler
- 6 Air receiver (Optional)
- 7 Precision filter (Optional)
- 8 Refrigeration dryer (Optional)
- 9 Post precision filter (Available if required)
- 10 Compressed air outlet valve (Optional)
- 11 Minimum pressure valve (MPV)
- 12 Air inlet control piping

Oil Flow

- 13 Air/Oil separator tank
- 14 Thermal control valve
- 15 Oil cooler
- 16 Oil filter

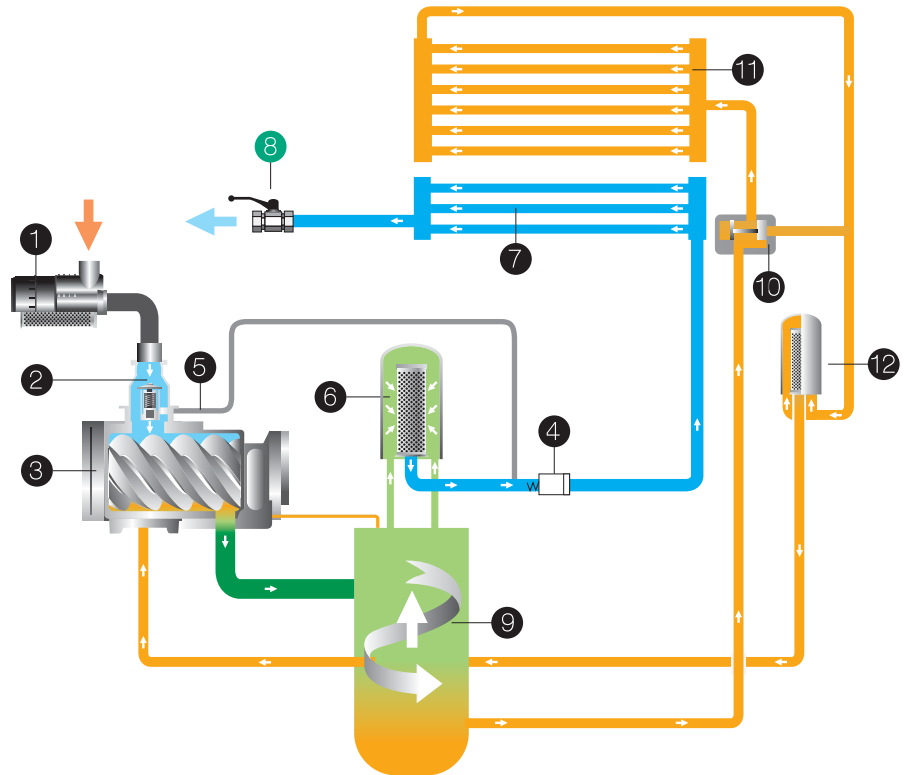
15-200

Air Flow

- 1 Air filter
- 2 Air inlet valve
- 3 Air compressor airend
- 4 Minimum pressure valve (MPV)
- 5 Air inlet control piping
- 6 Oil fine separator
- 7 After cooler
- 8 Air outlet valve (Optional)

Oil Flow

- 9 Air/Oil separator tank
- 10 Thermal control valve
- 11 Oil cooler
- 12 Oil filter



Specification



SA standard series

Air Compressor

SA08-37

Configuration specifications

● Standard ○ Optional ✕ Not available

Model	compressor	Dryer	Precision filter	Air receiver	inverter
SA	●	✕	✕	✕	✕
SA-R	●	●	○	✕	✕
SA-T	●	✕	✕	●	✕
SA-F	●	●	○	●	✕

Model	Working pressure	Delivery	Main motor power		Voltage	Lubricating oil volume	Compressed air outlet	Length	Width	Height	Weight	Noise				
	barG	m ³ /min	kW	HP	V	Liter	inch	mm	mm	mm	kg	dB(A)				
50Hz																
SA08	7	1.27	7.5	10	380 415	7.5	G $\frac{3}{4}$	800	670	1100	275	64				
SA08-R	8	1.18									358					
SA08-T	10	0.99									415					
SA08-F	12	0.8									498					
SA11	7	1.82	11	15							1545	1710	285	65		
SA11-R	8	1.7											368			
SA11-T	10	1.52											425			
SA11-F	12	1.35											508			
SA15	7	2.5	15	20				15	G1	1250	880	1515	610	71		
	8	2.3											70			
	10	2.1														
	12	1.8														
SA22	7	3.9	22	30	18.5	G1 $\frac{1}{2}$	1350							940	1680	670
	8	3.7											71			
	10	3.2														
	12	2.8														
SA37	7	6.6	37	50												73
	8	6.3											72			
	10	5.6														
	12	4.9														

*Noise value is measured pursuant to ISO 2151.

SA series - Screw Air Compressor

SA08 - 200 Standard series

SA55-200

Model	Working pressure	Delivery	Main motor power		Voltage	Lubricating oil volume	Compressed air outlet	Length	Width	Height	Weight	Noise			
	barG	m ³ /min	kW	HP	V	Liter	inch	mm	mm	mm	kg	dB(A)			
50Hz															
SA55A	7	10.3	55	75	380 415	39	G2	2000	1250	1750	1640	74			
	8	10.1									1690				
	SA55W	10									8.4		1690		
	12	7.6													
SA75A	7	14	75	100		380 415	52	G2	2180	1330	1850	2025	76		
	8	12.8										2013			
	SA75W	10										11.8		2013	
	12	10.6													
SA90A	7	16.4	90	125			380 415	52	G2	2180	1330	1850	2120	76	
	8	15.3											2108		
	SA90W	10											13.8		2108
	12	12.4													
SA110A	7	21.0	110	150				380 415	80	3"Flange	2740	1710	1725	3000	75
	8	20.0			2900										
	SA110W	10			17.0									2900	
	12	15.3													
SA132A	7	25.2	132	175	380 415				80	3"Flange	2740	1710	1725	3500	75
	8	23.2				3400									
	SA132W	10				21.0								3400	
	12	18.3													
SA160A	7	29.2	160	215		380 415			80	3"Flange	2740	1710	1725	3700	75
	8	27.9					3600								
	SA160W	10					24.6							3600	
	12	21.9													
SA185A	7	32.6	185	250			380 415		120	4"Flange	2900	1860	1945	3750	78
	8	30.4						3650							
	SA185W	10						27.6						3650	
	12	25.3													
SA200A	7	35.2	200	270				380 415	120	4"Flange	2900	1860	1945	3750	78
	8	33.7			3650										
	SA200W	10			30.3									3650	
	12	27.7													

* Noise level is measured according to ISO 2151



SA series - Screw Air Compressor

SA08 - 200 Standard series

SA08 - 160 Plus premium series

FUSHENG INDUSTRIAL CO., LTD

HEAD OFFICE

No.172, Sec. 2, Nanjing E. Rd., Zhongshan Dist.,
Taipei City 104, Taiwan (R.O.C.)
TEL : +886-2-2507-2211 FAX : +886-2-2504-7870

FACTORY(SALES OFFICE)

No.60, Sec. 2, Guangfu Rd., Sanchong Dist., New Taipei City 241,
Taiwan (R.O.C.)
TEL : +886-2-2995-1411 FAX : +886-2-2995-7925

FUSHENG (VIETNAM)

No. 6, Street 3A, Bien Hoa Industrial Zone II,
Bien Hoa, Dong Nai Province, Vietnam.
TEL:+84-61-383-4566 FAX:+84-61-383-4599
E-Mail : sales@fusheng.com.vn

FUSHENG (THAILAND)

89/16 Moo. 5, Bangna-Trad Road , Bangsarnak,
Bangpakong, Chachoengsao 24180, Thailand.
TEL:+66-3-808-6789 FAX:+66-3-808-6757
E-Mail : fs.compressor@fusheng-thailand.com

Web site : www.fusheng.com
E-Mail : machinery.sc@fusheng.com

FUSHENG (MALAYSIA)

No.08 Jalan Para U8/103, Metropolitan
Business Park, Seksyen U8, 40150
Shah Alam, Selangor, Malaysia
TEL :+60-3-7832-3952 FAX :+60-3-7832-1954
E-Mail : fsmy_sales@fusheng.com

FUSHENG (INDONESIA)

Taman Tekno Blok H-9 / 23-25,
Bumi Serpong Damai Sector XI,
Tangerang 15314, Indonesia
TEL:+62-21-2275-6671 FAX:+62-21-2275-6672
E-Mail : info.indonesia@fusheng.com



Distributor/Sales Representative



SA(PLUS)08~200-10507-112A000-E1